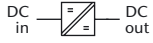


Series C / B 5700 with high input voltage

Features

- DC input: 80 - 800 V
- AC input: 1 or 3-phase, 47 - 400 Hz
- DC output: 9 / ... / 400 V
- Continuous short circuit protection
- Overvoltage protection
- Thermal shutdown with auto restart
- Industrial grade components
- High efficiency through ZVS topology
- Compact and robust design



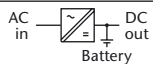
DC / DC Converters

▶ 8 KW						Output VDC		
Input VDC						Output Amps	Adj.	Range
80-160 VDC	160-320 VDC	320-380 ¹⁾ VDC	320-640 VDC	450-800 VDC				
▲ C 5753	▲ C 5773	▲ C 5783 Z	▲ C 5773 G	▲ C 5773 K	400	15	14- 16	
▲ C 5754	▲ C 5774	▲ C 5784 Z	▲ C 5774 G	▲ C 5774 K	310	24	23- 26	
▲ C 5755	▲ C 5775	▲ C 5785 Z	▲ C 5775 G	▲ C 5775 K	270	28	26- 30	
▲ C 5759	● C 5779	● C 5789 Z	● C 5779 G	● C 5779 K	145	48	45- 55	
▲ C 5756	● C 5776	● C 5786 Z	● C 5776 G	● C 5776 K	120	60	58- 68	
▲ C 5757	● C 5777	● C 5787 Z	● C 5777 G	● C 5777 K	62	110	100- 130	
▲ C 5757 J	● C 5777 J	● C 5787 ZJ	● C 5777 GJ	● C 5777 KJ	40	200	190- 200	
▲ C 5758	● C 5778	● C 5788 Z	● C 5778 G	● C 5778 K	32	220	200- 250	
▲ C 5758 J	● C 5778 J	● C 5788 ZJ	● C 5778 GJ	● C 5778 KJ	20	400	380- 400	



AC / DC Converters

▶ 6.5 KW		▶ 8 KW				Output VDC	
Input VAC, 1-Phase		Input VAC, 3-Phase			Output Amps	Adj.	Range
115 ±20%	Output Amps	230 ^{+15%} _{-20%}	3x200 ^{+15%} _{-20%}	3x400 ^{+15%} _{-20%}			
■ C 5761	400	—	—	—	—	9	8- 10
■ C 5762	400	—	—	—	—	12	11- 13
■ C 5763	385	■ C 5783	■ C 5763 V	■ C 5783 V	■ C 5793 V	400	15 14- 16
■ C 5764	250	■ C 5784	■ C 5764 V	■ C 5784 V	■ C 5794 V	310	24 23- 26
■ C 5765	215	■ C 5785	■ C 5765 V	■ C 5785 V	■ C 5795 V	270	28 26- 30
■ C 5769	115	▼ C 5789	▼ C 5769 V	▼ C 5789 V	▼ C 5799 V	145	48 45- 55
■ C 5766	95	▼ C 5786	▼ C 5766 V	▼ C 5786 V	▼ C 5796 V	120	60 58- 68
■ C 5767	50	▼ C 5787	▼ C 5767 V	▼ C 5787 V	▼ C 5797 V	62	110 100- 130
■ C 5767 J	32	▼ C 5787 J	▼ C 5767 VJ	▼ C 5787 VJ	▼ C 5797 VJ	40	200 190- 200
■ C 5768	26	▼ C 5788	▼ C 5768 V	▼ C 5788 V	▼ C 5798 V	32	220 200- 250
■ C 5768 J	16	▼ C 5788 J	▼ C 5768 VJ	▼ C 5788 VJ	▼ C 5798 VJ	20	400 380- 400



Battery Chargers

▶ 6.5 KW		▶ 8 KW				Output VDC	
Input VAC, 1-Phase		Input VAC, 3-Phase			Output Amps	Nom. Battery Voltage	Range
115 ±20%	Output Amps	230 ^{+15%} _{-20%}	3x200 ^{+15%} _{-20%}	3x400 ^{+15%} _{-20%}			
■ B 5761	385	■ B 5781	■ B 5761 V	■ B 5781 V	■ B 5791 V	400	12- 16
■ B 5762	200	■ B 5782	■ B 5762 V	■ B 5782 V	■ B 5792 V	250	24- 32
■ B 5764	100	▼ B 5784	▼ B 5764 V	▼ B 5784 V	▼ B 5794 V	125	48- 64
■ B 5766	80	▼ B 5786	▼ B 5766 V	▼ B 5786 V	▼ B 5796 V	100	60- 80
■ B 5767	45	▼ B 5787	▼ B 5767 V	▼ B 5787 V	▼ B 5797 V	55	110- 145
■ B 5768	22	▼ B 5788	▼ B 5768 V	▼ B 5788 V	▼ B 5798 V	28	220- 290

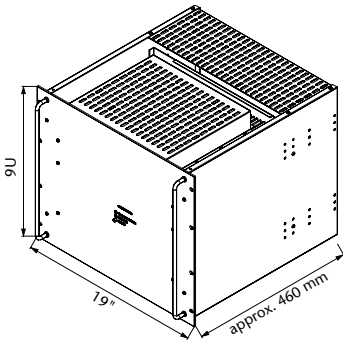
Assistance in table use:

- 1 Select the column for input voltage range.
- 2 Select the row for the appropriate output voltage.
- 3 The intersection of both results in the module required.

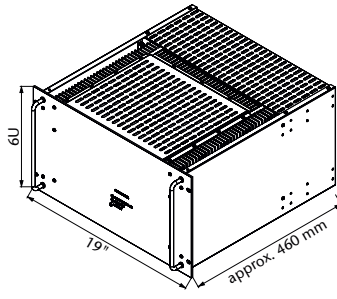
For example:

- 1 input voltage = 3 x 400 VAC
- 2 output voltage = 220 VDC @ 32 A
- 3 results in a C 5788 V module.

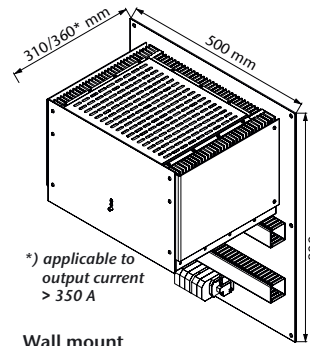
¹⁾ input supply from PFC also suitable



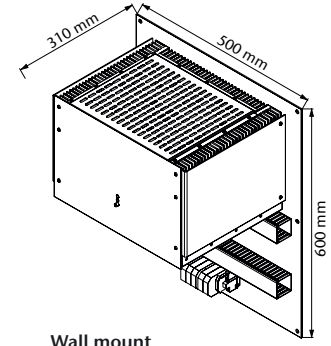
19" Plug-in module
▲ 50-65 kg ■ 65-75 kg



19" Plug-in module
● 35-50 kg ▼ 50-65 kg



Wall mount
▼▲ 50-65 kg ■ 65-75 kg



Wall mount
● 35-50 kg

Specifications

Input

Voltage range narrowing of input voltage range optimizes the efficiency (pls. specify), unit switches off at under- and overvoltage

No-load input power. 30 W typical

Switch-on time 0.5 s typical

Inrush current 3-phase AC input: limited by thermistor

Hold-up time AC input: 4 ms typical

Immunity

- ESD. acc. to DIN / EN 61000-4-2 level 3

- Fast transients acc. to DIN / EN 61000-4-4 level 3

- Surges acc. to DIN / EN 61000-4-5 level 3

Output

Line regulation ($\pm 10\%$) 0.1 %

Load regulation (10-90 %) 0.2 %

Load transient (10-90-10 %) 6 % typical

Response time to $\pm 1\%$ 10 ms typical

Turn-on rise time Soft-start, 300 ms typical

Ripple. $\leq 1\% + 30\text{ mV}_{\text{p-p}}$

Overload protection current limited to 105 - 110 % of I_{nom}

Overvoltage protection. OVP switches off module with automatic return to operation, after 5 seconds, the unit will remain latched off

Remote sense. standard for C series up to 150 V output, up to 10 % of U_{nom} for output < 60 VDC, up to 6 V for output > 60 VDC

General

Efficiency 80 - 95 %

Operating temperature. -20 to $+75\text{ }^\circ\text{C}$

Load derating 2.5 % / $^\circ\text{C}$ from $+55\text{ }^\circ\text{C}$

Storage temperature -40 to $+85\text{ }^\circ\text{C}$

Humidity up to 95 % RH, non-condensing

Cooling with temperature controlled fans

Temperature coefficient 0.02 % / $^\circ\text{C}$ typical

Safety / Construction. acc. to DIN / EN 60950-1: 2003

Protection category. IP 20, others or NEMA upon request

EMI. acc. to EN 55022, class A, optionally class B

MTBF approx. 70,000 h @ $40\text{ }^\circ\text{C}$ acc. to MIL - HDBK - 217 E (notice 1)

Connector terminals / bolts / bars

Marking CE

Options

Input

- Inrush current limiting
- Reverse polarity protection for DC input

Output

- Parallel operation
- Redundant operation
- Inhibit (remote on / off)
- Reducing of current limiting at high ambient temperature

Signals

via open collector or relay contacts

- Power ok (input)
- DC ok (output)
- Sys-reset

Programming

- Output voltage or current via
 - potentiometer
 - analog signal
 - interface RS232 or IEEE488

Battery charger

- Temperature compensated charging voltage
- Automatic / manual selection of charging characteristic

Monitoring

- Input / output voltage or current via
 - analog signal
 - interface RS232 or IEEE488

Mechanics / environment:

- Wall mount
- Analog or digital V- and A-meter
- Increased mechanical strength
- Tropical protection
- Extended temperature range to $-40\text{ }^\circ\text{C}$